

EYFS Science Coverage Overview

Area: Understanding the World

ELG: The Natural World

Area: Communication and Language

ELGs: Listening, Attention and Understanding, Speaking

Area: Personal, Social and Emotional Development

ELG: Managing Self

Children in reception will be learning to:	Examples of how to support this:
Describe what they see, hear and feel whilst outside.	Encourage focused observation of the natural world. Listen to children describing and commenting on things they have seen whilst outside, including plants and animals. Encourage positive interaction with the outside world, offering children a chance to take supported risks, appropriate to themselves and the environment within which they are in. Name and describe some plants and animals children are likely to see, encouraging children to recognise familiar plants and animals whilst outside.
Recognise some environments that are different from the one in which they live.	Teach children about a range of contrasting environments within both their local and national region. Model the vocabulary needed to name specific features of the world, both natural and made by people. Share non-fiction texts that offer an insight into contrasting environments. Listen to how children communicate their understanding of their own environment and contrasting environments through conversation and in play.
Explore the natural world around them.	Provide children with have frequent opportunities for outdoor play and exploration. Encourage interactions with the outdoors to foster curiosity and give children freedom to touch, smell and hear the natural world around them during hands-on experiences. Create opportunities to discuss how we care for the natural world around us. Offer opportunities to sing songs and join in with rhymes and poems about the natural world. After close observation, draw pictures of the natural world, including animals and plants. Observe and interact with natural processes, such as ice melting, a sound causing a vibration, light travelling through transparent material, an object casting a shadow, a magnet attracting an object and a boat floating on water.

General Vocabulary

Observe/Predict/Test/Conclude
Investigate/Explore
Autumn/Winter/Summer/Spring
Magnetic/Repel/Attract
Compare/Contrast
Reduce/Reuse/Recycle
Pollution

Deciduous/Evergreen
Properties/Materials
Herbivore/Carnivore/Omnivore
Mammals/Reptiles
Leaf/Root/Stem/Petal/Nectar





EYFS Science Coverage Overview
Area: Understanding the World
ELG: The Natural World



Term 1 and Term 2

Autumn Walk - Look for seasonal change
My Special Leaf - Observe and draw
Healthy Screen Time
Oral Health Care
Superhero Bodies
Senses - Our amazing ears - sound causing a vibration
Metal Man and Magnet Girl
Eco Supertato Cape - waterproofing materials
Road Safety - Lollipop Man visit









Term 3 and Term 4

Saving energy and caring for the world - the impact we can have on the Poles
Reduce, Reuse, Recycling
Observational Art
Ice Melting and contrasting environments
Life Cycles
Chicks
Farm visit













Term 5 and Term 6

Ocean and river Pollution
Shadows - Peter Pan
Floating and Sinking







Recap and Revisit

Seasons and Weather
Light Boxes
Outdoor Exploration
Outdoor Adventures - regular outdoor trips
Healthy Eating, dental hygiene, screen time, sleep routines
Songs, rhymes and poems
Caring for the natural world - Christian Values, UNICEF, British Values





